




Specification Overview

- Bay widths: 800, 1000, 1200mm
- Max no. bays: 6
- Max unit length: No. bays x bay-width + 140mm front ramp + 30mm back edging
- Bay depth (approx. shelf depth): Single - 250, 300, 360, 400mm & 470mm (cabinets), Double - 500, 600, 720, 800mm & 940mm (cabinets)
- Frame height: 1107, 1827, 2187mm
- Unit height: Frame height + 85mm (base) + 38mm track/floor + up to 35mm floor adjustment
- Shelf loading: 38kg
- Max bay loading: 500kg



No fixing is necessary to the floor or walls (an integral anti-tilt system operates between track and mobile units), the track system is levelled from above to ensure simplicity of assembly and easy operation and the floor can be specified from a selection of durable surfaces or for use with office carpeting. The system can be easily extended, reduced or relocated with the minimum amount of disruption.



<p>Head Office, Sales & Production</p> <p>F C Brown (Steel Equipment) Ltd Bisley Office Furniture Queens Road Bisley, Surrey GU24 9BJ Tel: +44 (0)1483 485 600 Fax: +44 (0)1483 489 962</p>	<p>Showroom</p> <p>Bisley Office Furniture Northumberland House 155-157 Great Portland Street London W1W 6QP Tel: +44 (0)20 7436 7111 Fax: +44 (0)20 7436 8111</p>	<p>Design & Production</p> <p>Bisley Office Furniture Caswell Way Reevesland Ind Est Newport, Gwent NP19 4QP Tel: +44 (0)1633 637 383 Fax: +44 (0)1633 637 384</p>
--	---	---

www.bisley.com

